






Key:

StrataPlan Detail Membrane	
Hot Air Weld	
StrataPlan SF Membrane	
StrataTherm Insulation	
StrataShield Air & Vapour Control Layer	

Construction Notes:

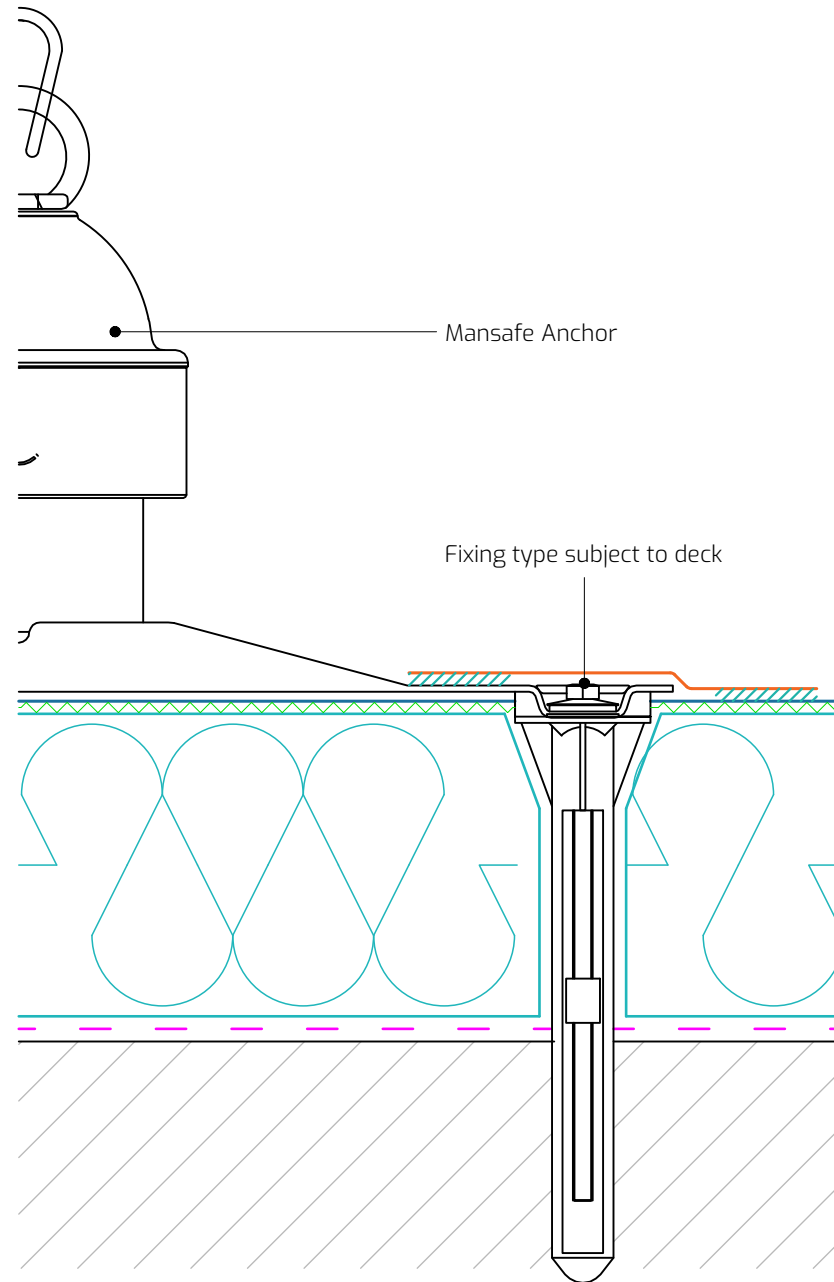
Installation and testing of mansafe anchor system must be carried out by trained and qualified personnel in strict accordance with manufacturers installations instruction using the correct fixing method.

Apply the StrataPlan SF Membrane to the anchor ensuring that is fully bonded, sealed onto the base plate, lapped and fully sealed onto the main area as indicated.

The system build-up and application should adhere to the STRATA issued specification.

All surfaces must be clean, dry, and suitably prepared to accept the waterproofing system.

All details should be installed in full compliance with the most up-to-date NHBC Standards, BS 6229, and STRATA recommendations.



Drawing Title: Mansafe Anchor System

Drawing Number: SP-SF-W27

Scale: 1:3

Drawn By: E.V.

Date: 26/09/2025

T: 028 9030 2924 | E: technical@stratawaterproofing.com | W: www.stratawaterproofing.com

Copyright Reserved - Please note that this drawing and the copyright therein is the property of Strata Waterproofing Systems and is issued on the understanding that the drawing or any detail thereof will not be divulged to a third party unless written permission is first obtained from Strata Waterproofing Systems. The drawing is valid only when approved by the Architect / Contractor concerned.

This detail is representative of a typical situation and provided for illustration purposes. Insulation thickness shown may differ in accordance with the specified U-value requirement.