







Key:

StrataPlan Detail Membrane	
Hot Air Weld	
StrataPlan GF Membrane	
StrataPrime Fleeceback Adhesive	
StrataTherm Insulation	
StrataShield Air & Vapour Control Layer	

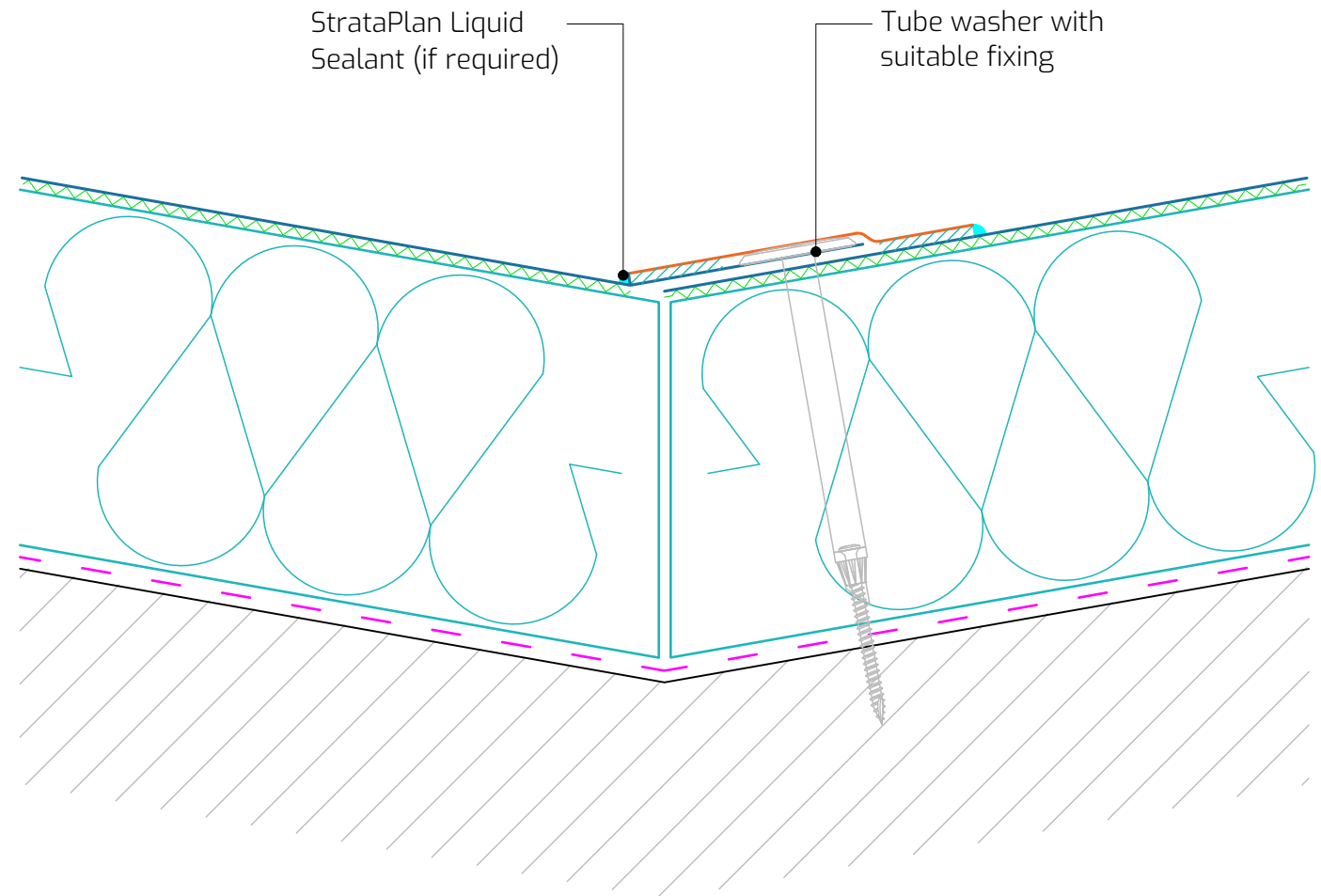
Construction Notes:

Mechanically fix the membrane using tube washers at 150mm centres or as per the site specific wind-load calculation.

The system build-up and application should adhere to the STRATA issued specification.

All surfaces must be clean, dry, and suitably prepared to accept the waterproofing system.

All details should be installed in full compliance with the most up-to-date NHBC Standards, BS 6229, and STRATA recommendations.



Drawing Title: Valley

Drawing Number: SP-GF-W30

Drawn By: E.V.

Scale: 1:3

Date: 26/09/2025

T: 028 9030 2924 | E: technical@stratawaterproofing.com | W: www.stratawaterproofing.com

Copyright Reserved - Please note that this drawing and the copyright therein is the property of Strata Waterproofing Systems and is issued on the understanding that the drawing or any detail thereof will not be divulged to a third party unless written permission is first obtained from Strata Waterproofing Systems. The drawing is valid only when approved by the Architect / Contractor concerned.

This detail is representative of a typical situation and provided for illustration purposes. Insulation thickness shown may differ in accordance with the specified U-value requirement.

