







**Key:**

|   |   |
|---|---|
| StrataPlan Detail Membrane              |   |
| Hot Air Weld                            |  |
| StrataPlan GF Membrane                  |  |
| StrataPrime Fleeceback Adhesive         |  |
| StrataTherm Insulation                  |  |
| StrataShield Air & Vapour Control Layer |  |

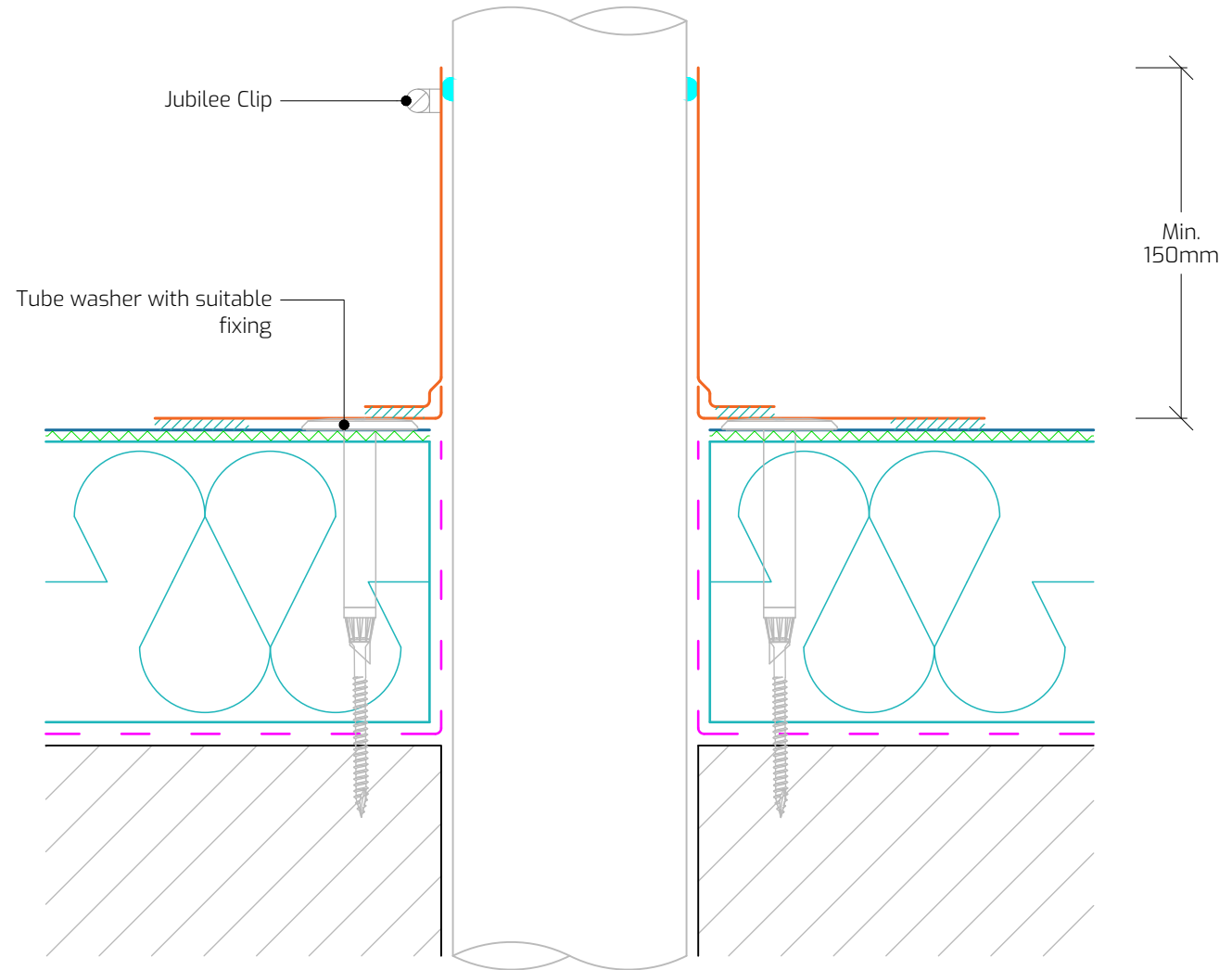
**Construction Notes:**

Use StrataPlan Detail Membrane to form the detailing around the pipe. Ensure all waterproofing terminate a min. 150mm above the finished roof level.

The system build-up and application should adhere to the STRATA issued specification.

All surfaces must be clean, dry, and suitably prepared to accept the waterproofing system.

All details should be installed in full compliance with the most up-to-date NHBC Standards, BS 6229, and STRATA recommendations.



**Drawing Title:** Cold Pipe Penetration

**Drawing Number:** SP-GF-W22

**Scale:** 1:3

**Drawn By:** E.V.

**Date:** 26/09/2025

T: 028 9030 2924 | E: [technical@stratawaterproofing.com](mailto:technical@stratawaterproofing.com) | W: [www.stratawaterproofing.com](http://www.stratawaterproofing.com)

Copyright Reserved - Please note that this drawing and the copyright therein is the property of Strata Waterproofing Systems and is issued on the understanding that the drawing or any detail thereof will not be divulged to a third party unless written permission is first obtained from Strata Waterproofing Systems. The drawing is valid only when approved by the Architect / Contractor concerned.

This detail is representative of a typical situation and provided for illustration purposes. Insulation thickness shown may differ in accordance with the specified U-value requirement.

