






Key:

StrataFleece Separation Layer	
StrataPlan GF Membrane	
StrataPrime Fleeceback Adhesive	
StrataTherm Insulation	
StrataShield Air & Vapour Control Layer	

Construction Notes:

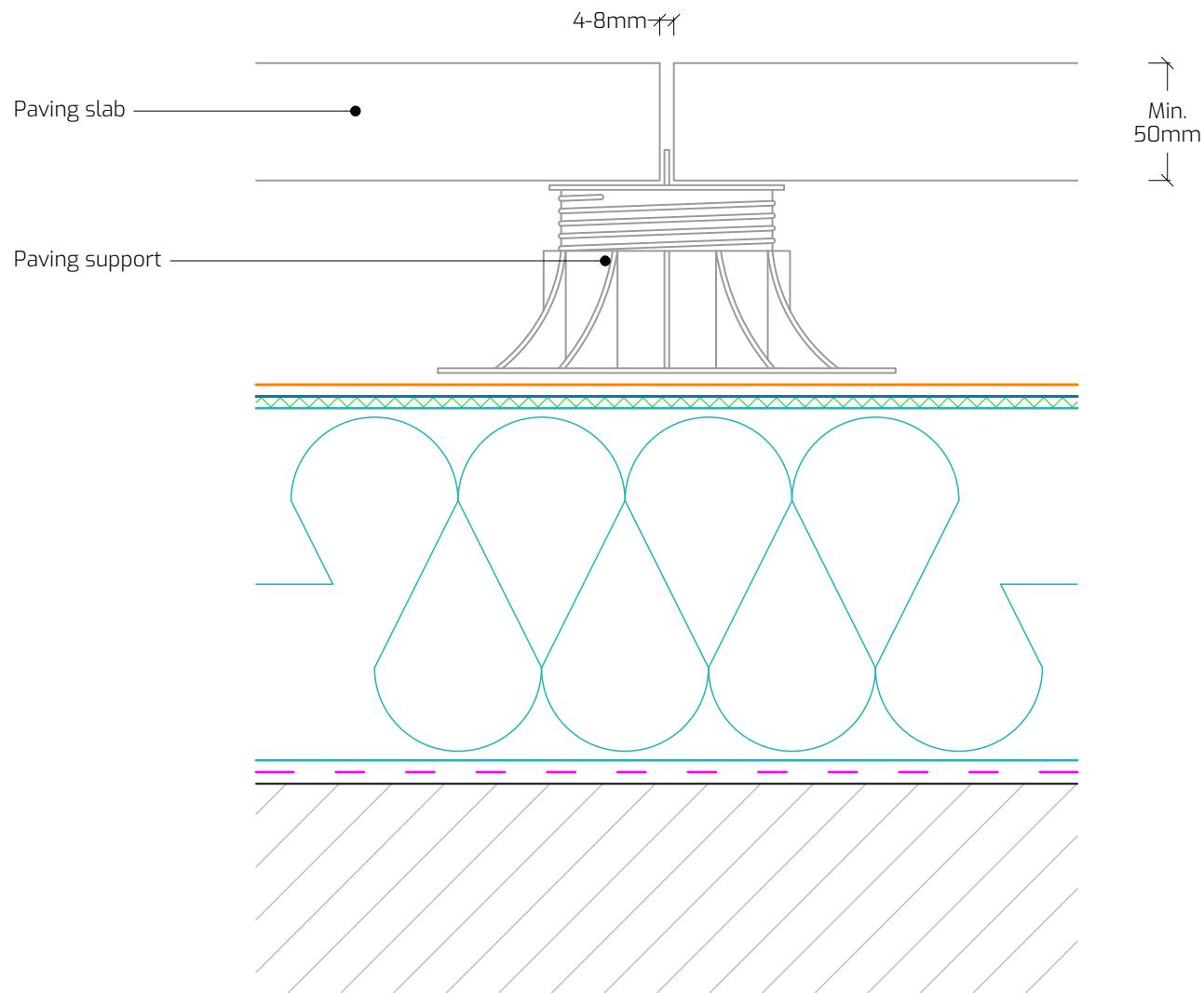
Ensure that paving system is capable of resisting wind uplift

The insulation should be compressive-resistant to withstand the anticipated live and dead loads.

The system build-up and application should adhere to the STRATA issued specification.

All surfaces must be clean, dry, and suitably prepared to accept the waterproofing system.

All details should be installed in full compliance with the most up-to-date NHBC Standards, BS 6229, and STRATA recommendations.



Drawing Title: Typical Section - Paving Slabs

Drawing Number: SP-GF-W07

Scale: 1:3

Drawn By: E.V.

Date: 26/09/2025

T: 028 9030 2924 | E: technical@stratawaterproofing.com | W: www.stratawaterproofing.com

Copyright Reserved - Please note that this drawing and the copyright therein is the property of Strata Waterproofing Systems and is issued on the understanding that the drawing or any detail thereof will not be divulged to a third party unless written permission is first obtained from Strata Waterproofing Systems. The drawing is valid only when approved by the Architect / Contractor concerned.

This detail is representative of a typical situation and provided for illustration purposes. Insulation thickness shown may differ in accordance with the specified U-value requirement.

