





**Key:**

StrataPlan Detail Membrane	
Hot Air Weld	
StrataPlan GF Membrane	
StrataPrime Fleeceback Adhesive	

**Construction Note:**

Use a strip of StrataPlan GF Membrane to form the skirting to upstand. Alternatively, a StrataPlan Metal Angle can be utilised as indicated. Ensure all waterproofing terminates a min. 150mm above the finished roof level.

Mechanically fastened the StrataPlan Metal Trim, termination bar and pressure plates at 150mm centres, or as per the site specific wind-load calculation.

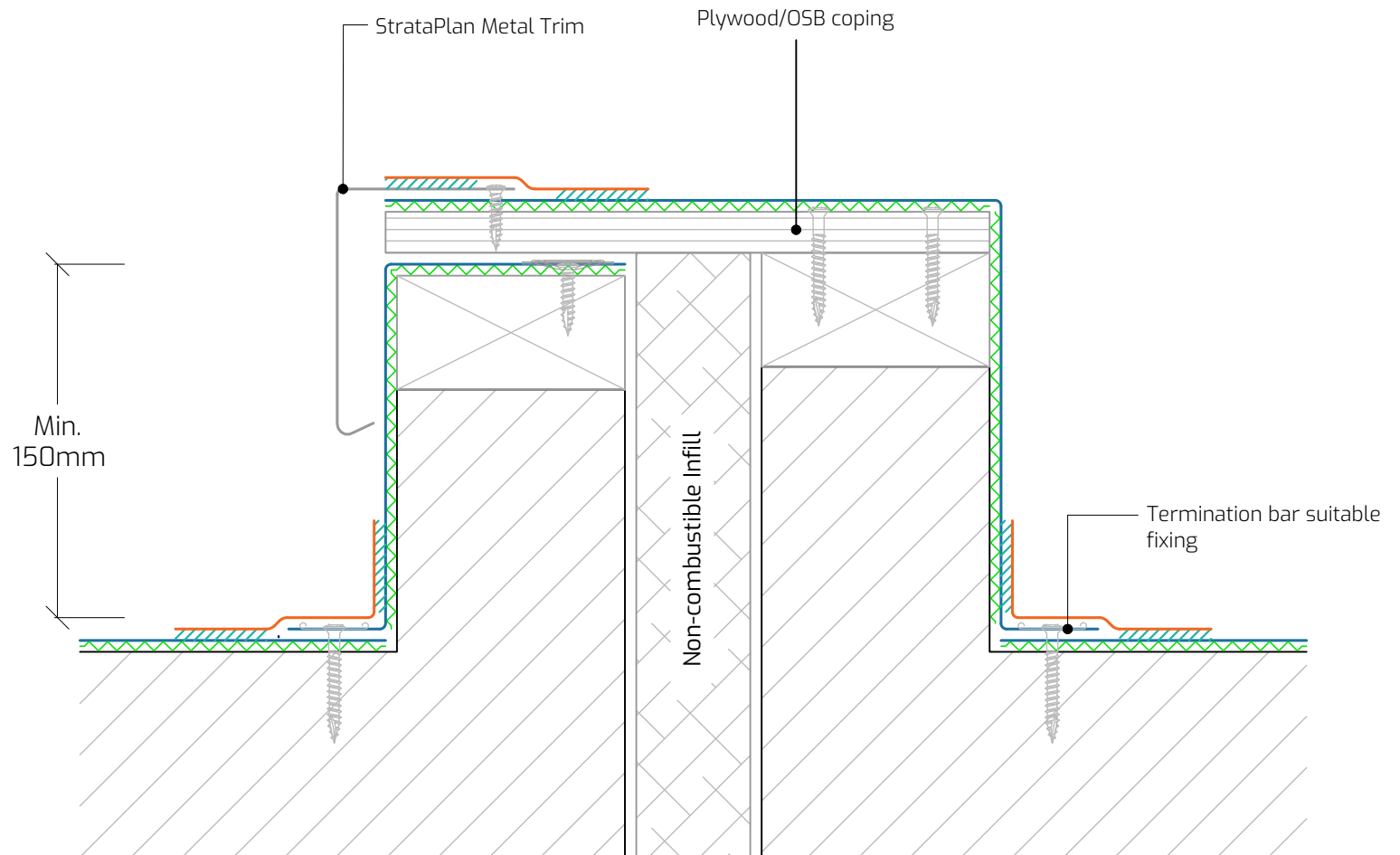
The OSB/Plywood coping should only be fixed to one of the kerbs only as indicated.

The gap in the expansion joint should be filled with a non-combustible infill.

The system build-up and application should adhere to the STRATA issued specification.

All surfaces must be clean, dry, and suitably prepared to accept the waterproofing system.

All details should be installed in full compliance with the most up-to-date NHBC Standards, BS 6229, and STRATA recommendations.



**Drawing Title:** Twin Expansion Kerb Joint

**Drawing Number:** SP-GF-C15

**Scale:** 1:4

**Drawn By:** E.V.

**Date:** 26/09/2025

T: 028 9030 2924 | E: [technical@stratawaterproofing.com](mailto:technical@stratawaterproofing.com) | W: [www.stratawaterproofing.com](http://www.stratawaterproofing.com)

Copyright Reserved - Please note that this drawing and the copyright therein is the property of Strata Waterproofing Systems and is issued on the understanding that the drawing or any detail thereof will not be divulged to a third party unless written permission is first obtained from Strata Waterproofing Systems. The drawing is valid only when approved by the Architect / Contractor concerned.

This detail is representative of a typical situation and provided for illustration purposes. Insulation thickness shown may differ in accordance with the specified U-value requirement.

