




Key:

StrataBit Capsheet	
StrataBit Outlet Flange	
StrataBase Underlay	

Construction Notes:

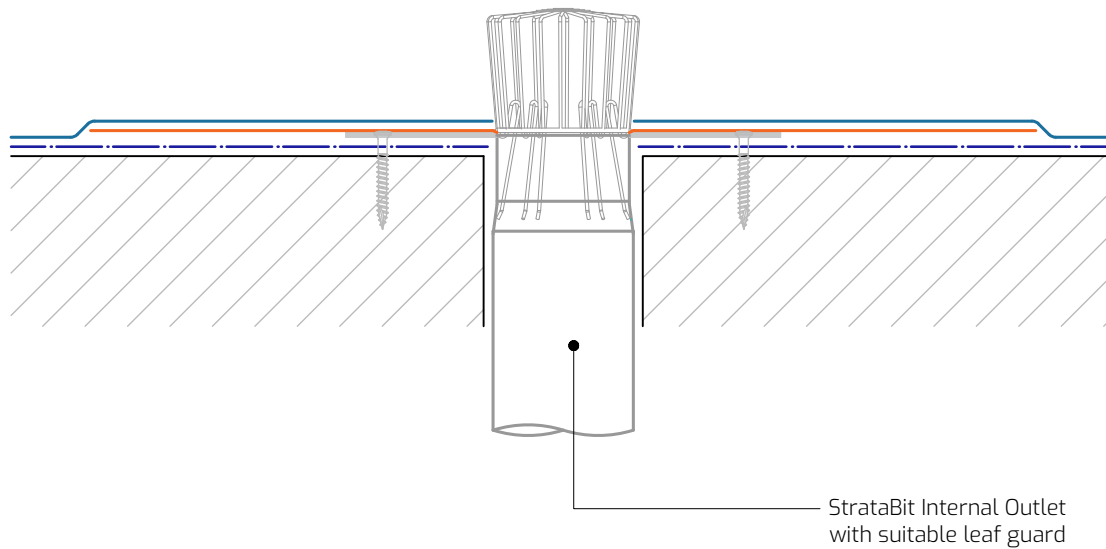
The STRATA Outlet comes with a 500mm x 500mm thermo-fusible flange. Insert the outlet into the downpipe, ensuring a firm seal. Fix the outlet to the deck using the pre-drilled holes. Bond the outlet flange to the main field membrane as indicated.

The system build-up and application should adhere to the STRATA issued specification.

All surfaces must be clean, dry, and suitably prepared to accept the waterproofing system.

All details should be installed in full compliance with the most up-to-date NHBC Standards, BS 8217, BS 6229, and STRATA recommendations.

Roof drainage layout must comply with BS EN 12056-3:2000



Drawing Title: Internal Outlet

Drawing Number: SB-T0-C23

Scale: 1:4

Drawn By: E.V.

Date: 26/09/2025

T: 028 9030 2924 | E: technical@stratawaterproofing.com | W: www.stratawaterproofing.com

Copyright Reserved - Please note that this drawing and the copyright therein is the property of Strata Waterproofing Systems and is issued on the understanding that the drawing or any detail thereof will not be divulged to a third party unless written permission is first obtained from Strata Waterproofing Systems. The drawing is valid only when approved by the Architect / Contractor concerned.

This detail is representative of a typical situation and provided for illustration purposes. Insulation thickness shown may differ in accordance with the specified U-value requirement.